

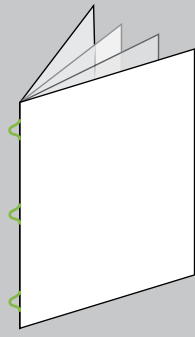
SADDLE STITCHING

Sheets of paper (signatures) are nested and stapled together through the center fold with wire staples.

Alternatively this can be done with thread which falls into the hand sewn category.

8 TO 64 PAGES

\$\$\$\$\$

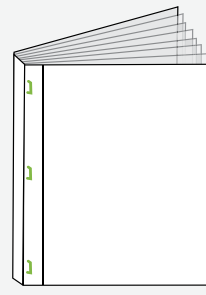


LOOP STITCHING

Similar to saddle stitching, sheets of paper (signatures) are stitched together through the spine with loop wire so they can be inserted into a ring binder.

8 TO 64 PAGES

\$\$\$\$\$




[Stab or Wire Stitched]

SIDE STITCHING

Individual sheets are stacked, then stapled together down the side—from the front to the back. Also referred to as stab or wire stitching.

4 TO 160 PAGES

\$\$\$\$\$




[Comb, Spiral, Wire]

SPIRAL BINDING

Individual sheets are fastened together by a continuous spiral of wire or plastic that coils through a series of holes punched along one side of the printed piece.

4 TO 640 PAGES

\$\$\$\$\$



TAPE BOUND


Sheets are bound together with an external strip of tape or cloth. To add additional strength, side stitching is often applied.

20 TO 720 PAGES

\$\$\$\$\$

BINDING

CHEAT SHEET

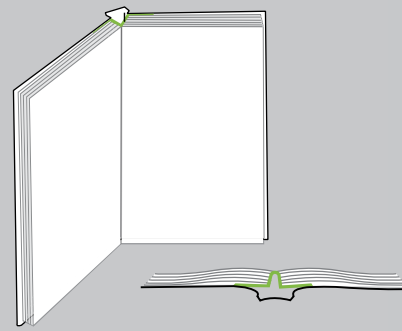


PERFECT BOUND

With the help of a flexible adhesive, folded pages (signatures) are glued together at the spine and a paper cover is wrapped around the whole piece.

40 TO 720 PAGES

\$\$\$\$\$




LAY FLAT

The same method as perfect binding, but in this case PUR glue, which holds stronger than standard perfect binding glue, is used, as well as stretch paper for the spine. The spine of the book is not attached to the spine of the cover. All in all allowing a publication to lie fully open.

80 TO 640 PAGES

\$\$\$\$\$



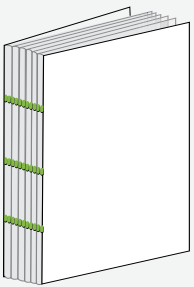
[Chicago Screws, Grommeting, Eyeletting]

SCREW BOUND

Holes are drilled into the pages and cover of a booklet which are then held together by aluminum screw posts. Grommets and eyelets can accommodate up to 120 pages.

4 TO 640+ PAGES

\$\$\$\$\$




[Smyth Sewn or Thread Bound]

SMYTH BOUND

Folded, gathered and collated pages (signatures) are sewn together at the spine. First through the individual signatures and then, for extra durability and flexibility, these signatures are likewise sewn together with thread. This technique is also referred to as smyth sewn or thread bound.

8 TO 720+ PAGES

\$\$\$\$\$



[Saddle or Side]

SINGER SEWN

A small number of pages are sewn together through the spine with thread with the help of a converted Singer sewing machine. Singer sewing can be done through the spine or on the side of a brochure (similar to side stitching).

4 TO 60 PAGES

\$\$\$\$\$

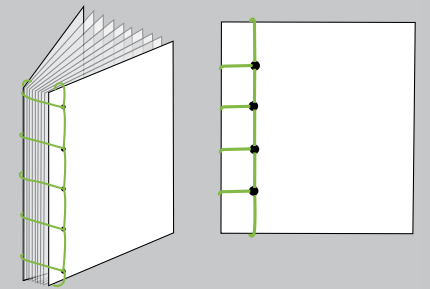


CASE BOUND

Case bound books are typically sewn or perfect bound first, then encased with a separately made hard or soft cover.

24 TO 720 PAGES

\$\$\$\$\$



[Coptic or Japanese Stab]

HAND SEWN

Individual sheets are hand sewn together on one side—with needle and thread—in various patterns. As simple as basting or as complex as Japanese stab binding.

4 TO 480+ PAGES

\$\$\$\$\$

GET FURTHER INSIGHTS

into each binding method—including their strengths and limitations—and arm yourself with the production savvy you need to get the job done right the first time.

bit.ly/PSbinding