





Commercial Flap




Square Flap




Wallet Flap



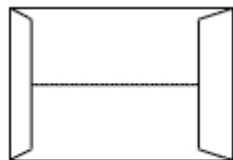
Side Seam



Policy



Booklet



Catalog

Business & Correspondence

Widely used for business and personal correspondence. Commercial and Side Seam flap styles are ideal for machine insertion. Square flaps are contemporary, but not recommended for machine insertion.

| Type | Size | Enclosure |
|---------------|-----------------|-----------------|
| 6 1/4 | 3.5" x 6" | 3.25" x 5.75" |
| 6 3/4 | 3.625" x 6.5" | 3.5" x 6.25" |
| 8 5/8 | 3.625" x 8.625" | 3.5" x 8.375" |
| 7 | 3.75" x 6.75" | 3.5" x 6.5" |
| 7 3/4 Monarch | 3.875" x 7.5" | 3.75" x 7.25" |
| 9 | 3.875" x 8.875" | 3.75" x 8.675" |
| 9 Policy | 4" x 9" | 3.75" x 8.5" |
| 10 | 4.125" x 9.5" | 4" x 9.25" |
| DL | 4.313" x 8.625" | 4.125" x 8.375" |
| 11 | 4.5" x 10.375" | 4.25" x 10.125" |
| 12 | 4.75" x 11" | 4.5" x 10.75" |
| 14 | 5" x 11.5" | 4.75" x 11.25" |
| 16 | 6" x 12" | 5.75" x 11.75" |

Booklet

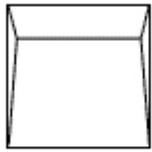
This style is ideal for annual reports, brochures, sales material and more. The open side makes it acceptable for automatic insertion.

| Type | Size | Enclosure |
|-------|----------------|-----------------|
| 3 | 4.75" x 6.5" | 4.5" x 6" |
| 4 1/2 | 5.5" x 7.5" | 5.25" x 7" |
| 5 | 5.5" x 8.125" | 5.25" x 7.625" |
| 6 | 5.75" x 8.875" | 5.5" x 8.375" |
| 6 1/2 | 6" x 9" | 5.75" x 8.5" |
| 6 5/8 | 6" x 9.5" | 5.75" x 9" |
| 6 3/4 | 6.5" x 9.5" | 5.25" x 9" |
| 7 1/4 | 7" x 10" | 6.75" x 9.5" |
| 7 1/2 | 7.5" x 10.5" | 7.25" x 10" |
| 9 | 8.75" x 11.5" | 8.5" x 11" |
| 9 1/2 | 9" x 12" | 8.75" x 11.5" |
| 10 | 9.5" x 12.625" | 9.25" x 12.125" |
| 13 | 10" x 13" | 9.76" x 12.5" |

Catalog

Center seam makes this style more durable for mailing heavy-weight materials. These envelopes cannot be processed through inserting equipment or run through a laser printer.

| Type | Size | Enclosure |
|--------|----------------|---------------|
| 1 | 6" x 9" | 5.75" x 8.75" |
| 1 3/4 | 6.5" x 9.5" | 6.25" x 9.25" |
| 3 | 7" x 10" | 6.75" x 9.5" |
| 6 | 7.5" x 10.5" | 7.25" x 10" |
| 8 | 8.25" x 11.25" | 8" x 10.75" |
| 9 3/4 | 8.75" x 11.25" | 8.5" x 10.75" |
| 10 1/2 | 9" x 12" | 8.75" x 11.5" |
| 12 1/2 | 9.5" x 12.5" | 9.25" x 12" |
| 13 1/2 | 10" x 13" | 9.75" x 12.5" |
| 14 1/2 | 11.5" x 14.5" | 11.25" x 14" |
| 15 | 10" x 15" | 9.75" x 14.5" |
| 15 1/2 | 12" x 15.5" | 11.75" x 15" |

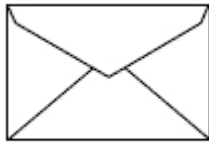


Square

Square

This unusual shape attracts attention to contents. Square envelopes are non-standard and require additional postage to mail

| Type | Size | Enclosure |
|--------|---------------|-----------------|
| 5 | 5" x 5" | 4.75" x 4.75" |
| 5 1/2 | 5.5" x 5.5" | 5.25" x 5.25" |
| 6 | 6" x 6" | 5.75" x 5.75" |
| 6 1/2 | 6.5" x 6.5" | 6.25" x 6.25" |
| 7 | 7" x 7" | 6.75" x 6.75" |
| 7 1/2 | 7.5" x 7.5" | 7.25" x 7.25" |
| 8 | 8" x 8" | 7.75" x 7.75" |
| 8 1/2 | 8.5" x 8.5" | 8.25" x 8.25" |
| 9 | 9" x 9" | 8.75" x 8.75" |
| 9 1/2 | 9.5" x 9.5" | 9.25" x 9.25" |
| 10 | 10" x 10" | 9.75" x 9.75" |
| 13 1/2 | 13.5" x 13.5" | 13.25" x 13.25" |




Baronial

Baronial

Deep pointed flap traditionally used for formal announcements and invitations. Not recommended for machine insertion.

| Type | Size | Enclosure |
|-----------------------|-------------------|-------------------|
| Professional* | 2.125" x 3.625" | 2" x 3.5" |
| #16 Mrs* | 2.375" x 3.375" | 2.25" x 3.125" |
| \$17 Mr & Mrs* | 2.6875" x 3.6875" | 2.5625" x 3.5625" |
| Gladstone* | 3.563" x 5.562" | 3.375" x 5.375" |
| 4-Bar | 3.625" x 5.125" | 3.475" x 4.875" |
| 5 1/2-Bar | 4.4375" x 5.75" | 4.25" x 5.5" |
| 6-Bar/Walton Outside | 4.75" x 6.5" | 4.625" x 6.25" |
| Lee | 5.25" x 7.25" | 5.125" x 7" |
| Linwood/Monona Inside | 5.25" x 7.5" | 5" x 7.25" |
| Monona Outside | 5.5" x 7.75" | 5.25" x 7.5" |

* This size is too small to mail



Announcement

Announcement

Also called A-style, this contemporary design is ideal for photographs, greeting cards, small booklets and promotional pieces. Do not confuse the A-4 size with metric A4 paper, which fits into a DL size Commercial envelope.

| Type | Size | Enclosure |
|------|----------------|----------------|
| A-2 | 4.375" x 5.75" | 4.25" x 5.5" |
| A-6 | 4.75" x 6.5" | 4.625" x 6.25" |
| A-7 | 5.25" x 7.25" | 5" x 7" |
| A-8 | 5.5" x 8.125" | 5.25" x 7.75" |
| A-9 | 5.75" x 8.875" | 5.5" x 8.625" |
| A-10 | 6" x 9.5" | 5.75" x 9.25" |

HOT

Cool solutions for business.